

ITEA and Emerging Trends

Our role in software-intensive systems

Facts & Figures

.....

5th ITEA Symposium
7 October, 2004, Sevilla, Spain

Kees van Mourik



ITEA

Content

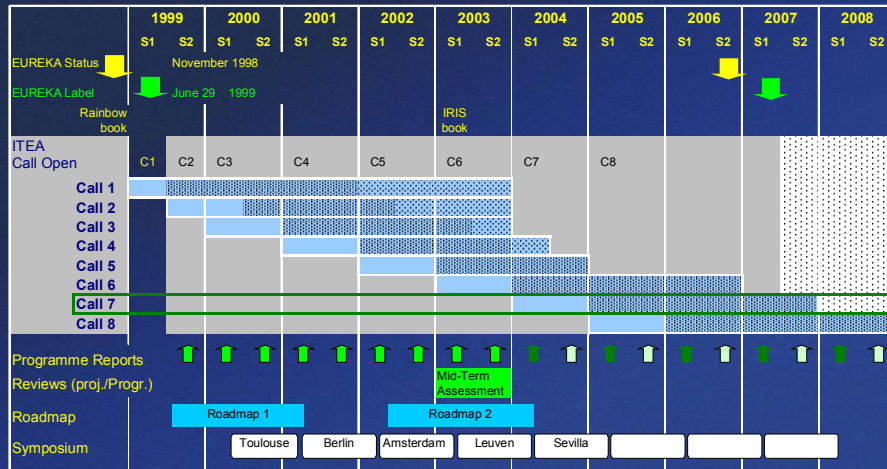
.....

- Overview of the programme
- ITEA Quality Management rates
- Call evolution Call 5 and Call 7
- Achievements
- Mid Term Assessment
- ITEA NEXT



ITEA

Global view of the programme



Status Sept. 2004

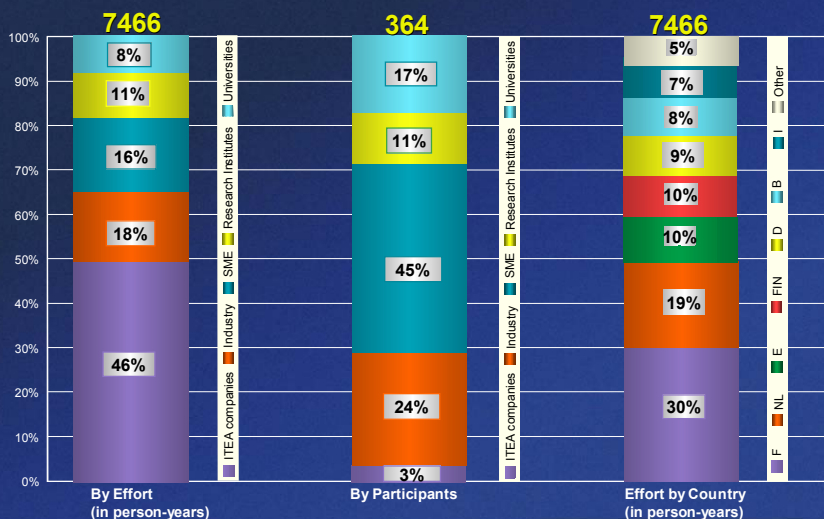
ITEA Facts & Figures
5th ITEA Symposium, 7 October 2004, Seville, Spain

ITEA-3



ITEA Facts & Figures Highlights (Call 1 – Call 6)

Other:
Austria, Czech Republic, Denmark, Greece, Ireland, Israel, Luxembourg, Norway, Poland, Slovenia, Sweden, Switzerland, United Kingdom



Status Sept. 2004

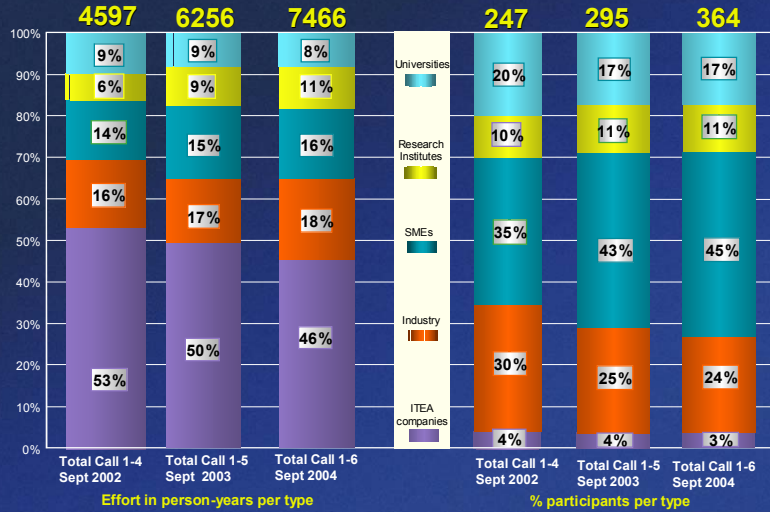
ITEA Facts & Figures
5th ITEA Symposium, 7 October 2004, Seville, Spain

ITEA-4



ITEA Facts & Figures Highlights (Call 1 – Call 6)

Other:
Austria, Czech Republic, Denmark, Greece,
Ireland, Israel, Luxembourg, Norway, Poland,
Slovenia, Sweden, Switzerland,
United Kingdom



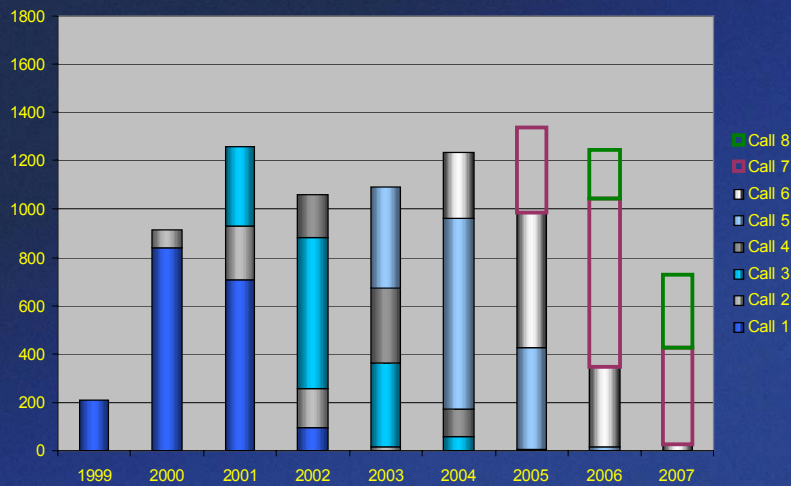
Status Sept. 2004

ITEA Facts & Figures
5th ITEA Symposium, 7 October 2004, Seville, Spain

ITEA-5



Person-years ITEA programme Forecast September 2004



Status Sept. 2004

ITEA Facts & Figures
5th ITEA Symposium, 7 October 2004, Seville, Spain

ITEA-6



ITEA Quality Management Project continuation rates

	Project Outline			Full Project Proposal FPP			Labelled			FPP Labelled / PO Proposals	On-going & finished / PO Proposals
	Proposal		Accepted Invited for FPP	Submitted		Labelled	Stopped	On-going & Finished			
	Person-Year	No. of projects	No. of projects	Person-years	No. of projects	No. of projects	No. of projects	Person-Year	No. of projects		
Call 1	3381	26	20	2532	19	18	4	1000	14	69%	54%
Call 2	1061	12	9	1080	9	7	2	900	5	58%	42%
Call 3	1619	11	9	1579	8	8	0	1000	8	73%	73%
Call 4	1475	12	11	1065	10	10	2	900	8	83%	67%
Call 5	4084	35	24	3069	21	19	5	1000	14	54%	40%
Total	11620	96	73	9325	67	62	13	3341	49	65%	51%
<p>49% reduction in projects due to ITEA TQM & Funding</p> <p>35% reduction in projects due to ITEA TQM</p>											
Call 6	1885	18	17	2335	17	15	3	1000	12	83%	67%
Call 7	5114	45	30	3450	21						
Call 8											
Total	18619	159		15110							

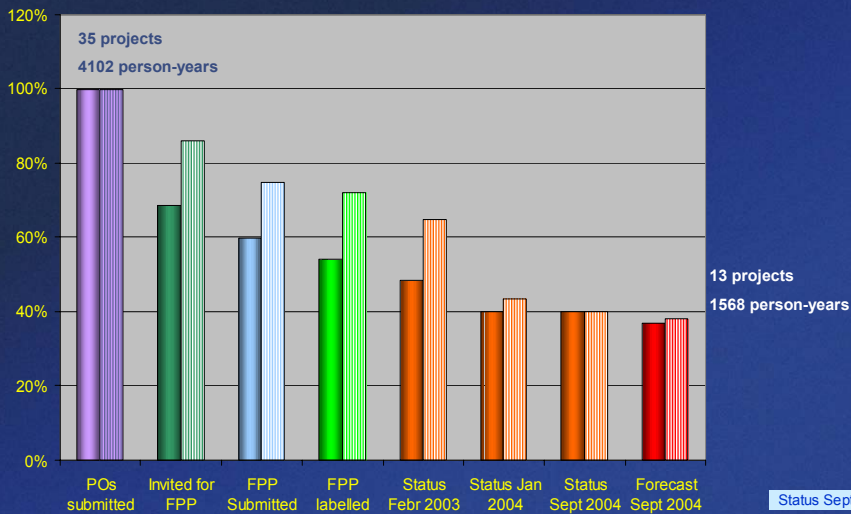
Status Sept. 2004

ITEA Facts & Figures
5th ITEA Symposium, 7 October 2004, Seville, Spain

ITEA-7



Call 5 evolution



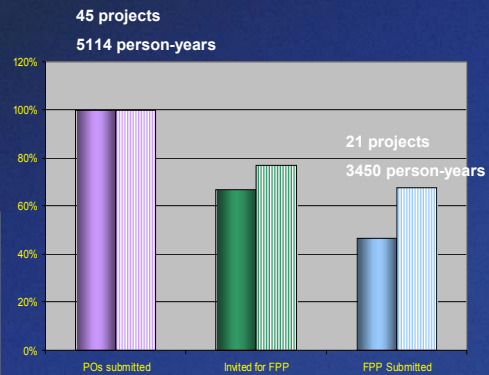
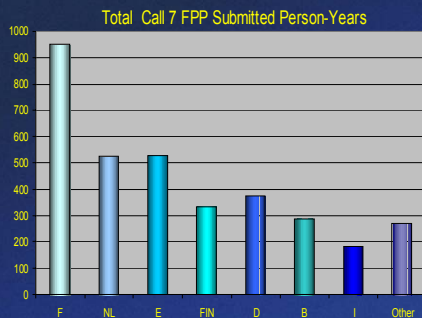
Status Sept. 2004

ITEA Facts & Figures
5th ITEA Symposium, 7 October 2004, Seville, Spain

ITEA-8



Call 7 status



Status Sept. 2004

ITEA Facts & Figures
5th ITEA Symposium, 7 October 2004, Seville, Spain

ITEA-9



Principal achievements By numbers

EUREKA label	29 June 1999, Ministerial Conference, Istanbul					
Programme duration	1 July, 1999 – 30 June, 2007					
Number of calls 1999-2004	6 (Call 7 is in progress)					
Total effort calls 1 to 6	7466	Person-years / 985 M Euro				
Effort top 7 countries	7059	Person-years = 95 %				
Number of participating countries	21	out of 33 total EUREKA				
Number of participants	Total	IFC	IND	SME	RES	UNI
	364	11	87	165	40	61
		3%	24%	45%	11%	17%
Number of projects	Total	Stopped	Finished	On-going	In launch	
	77	16	30	30	1	
Project duration	Max 3 years					
Project size	Average	Min	Max			
Project size in person-years	122	20	331			
Number of participants per project	12	3	27			
Number of countries per project	4	2	9			

IFC = ITEA Founding Companies

Status Sept. 2004

ITEA Facts & Figures
5th ITEA Symposium, 7 October 2004, Seville, Spain

ITEA-10



Principal achievements By numbers

Exploitation	Call 1	Call 2	Call 3	Call 4	Call 5	Call 6	Total
No. of expected product references to be included in the portfolio of all partners	25	10	62	33	41	n.a.	171
No. of expected OEM references to be sold by all partners	2	1	19	24	0	n.a.	46
No. of expected results to be sold by all partners	28	21	48	9	24	n.a.	130
No. of expected licenses to be sold by partners	3	0	8	27	10	n.a.	48
No. of open source actions	5	4	5	10	5	n.a.	29
Standardisation	Call 1	Call 2	Call 3	Call 4	Call 5	Call 6	Total
No. of standardisation actions	24	5	33	10	48	n.a.	120
No. of actions in progress	10	2	29	9	38	n.a.	88
No. of actions issued or published	14	3	4	1	10	n.a.	32
Patents	Call 1	Call 2	Call 3	Call 4	Call 5	Call 6	Total
No. of patents pending	1	0	4	3	1	n.a.	9
No. of patents granted	6	0	1	0	0	n.a.	7
Spin-Offs							Total
							6
Dissemination	Call 1	Call 2	Call 3	Call 4	Call 5	Call 6	Total
No. of publications and conferences	206	40	438	131	339	4	1158
No. of public websites	7	3	6	8	11	4	39

Status Sept. 2004

ITEA Facts & Figures
5th ITEA Symposium, 7 October 2004, Seville, Spain

ITEA-11



ITEA Mid Term Assessment A very successful result



Overall conclusion

“... ITEA should **continue in its present form**. The ITEA programme is **achieving many of its objectives** and the programme is perceived by participants as being **very efficient** and making a **significant contribution** to the competitiveness of European industry.”

17 recommendations made in 8 areas

ITEA Facts & Figures
5th ITEA Symposium, 7 October 2004, Seville, Spain

ITEA-12



Mid Term Assessment Recommendations in 8 areas

Areas:

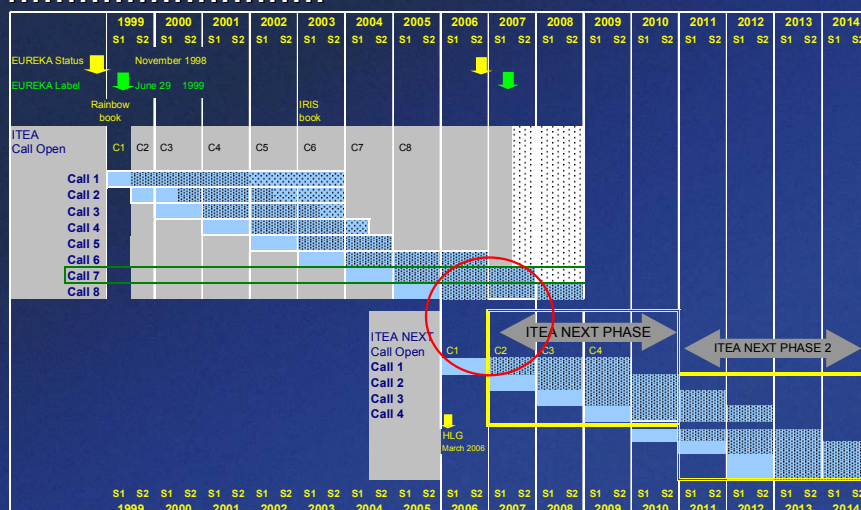
1. The future of the ITEA Programme (ITEA should continue)
2. Evolution of the objectives
3. Results of the programme
4. Selection, reviewing and monitoring
5. ITEA Organisation
6. Cooperations
7. Relationship with National and European programmes
8. Relationship between ITEA and the Framework Programme

Analysis by an ITAC-ITEA working group to spell out the follow-up resulted in:

- 22 considerations & remarks to further improve
- 12 actions already started in the meantime
- 8 new actions under consideration



ITEA Prolongation – ITEA NEXT



Recommendation 1 : "ITEA should continue" ITEA NEXT

